

The Look: STAGE PLAN* January 2015

(*UK gigs only)

Mains power requirements: (unless specified all power supply outlets are standard domestic 240vac,13A outlets)

4 sockets

2 sockets

4 sockets

4 sockets

Guitar amp:
Output: XLR DI x1

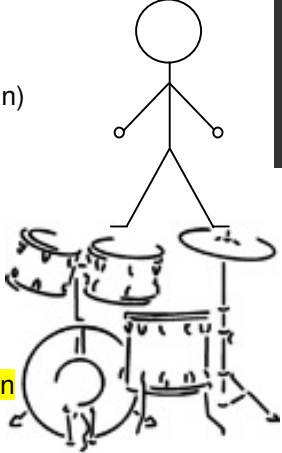
(stereo optional, XLR x2)
phantom = OFF !

Tom, Drum kit
Mics:

- Kick
- Snare 1 (main)
- Snare 2
- 1x rack tom
- 2x floor tom
- Hi hat
- Ride cymbal
- Overhead L
- Overhead R

Monitor:
XLR or 1/4" jack to own
4 channel mixer

wedge/Drum-fill for monitor required




iPad
mono output
1 x 1/4" jack
DI box
required

Rob, Bass:

Bass amp:
XLR D.I OUTPUT

Monitor: Wedge



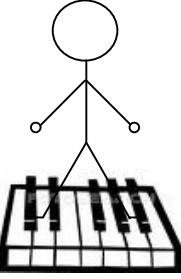
Sam, Keyboards:

Synths/keys
2 x XLR outputs
(stereo pair)

NO phantom power required

Monitor:
In ears;
mono XLR
or 1/4" jack
input


alternative
Wedge/Fill



Steve, Guitar + vocals:

Mic:
Boom mic stand and
vocal mic required


Monitor:
Wedge



Rich, Main vocals:

Main vocal mic:
Radio mic preferred
Straight mic stand

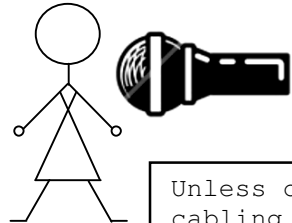
Preferred monitor:
Wireless in ear unit
(supplied)
(XLR or 1/4 " jack)




Vanessa, Main vocals:

Main vocal mic:
Radio mic preferred
Straight mic stand

Preferred monitor:
Wireless in ear unit
(supplied)
(XLR or 1/4 " jack)



Performance area,
Minimum dimensions
Width: 6 metres
Depth: 5 metres
Height: 2 metres



Unless otherwise agreed, all mics, stands, cabling + monitors/amps etc including main PA and desk (including setting up & engineer) to be provided by client/venue.

Unless otherwise agreed, all backline and drum kit will be provided by the band.

Front of stage

Contact details: Tel: 07776 127 468 or 07951 588 091